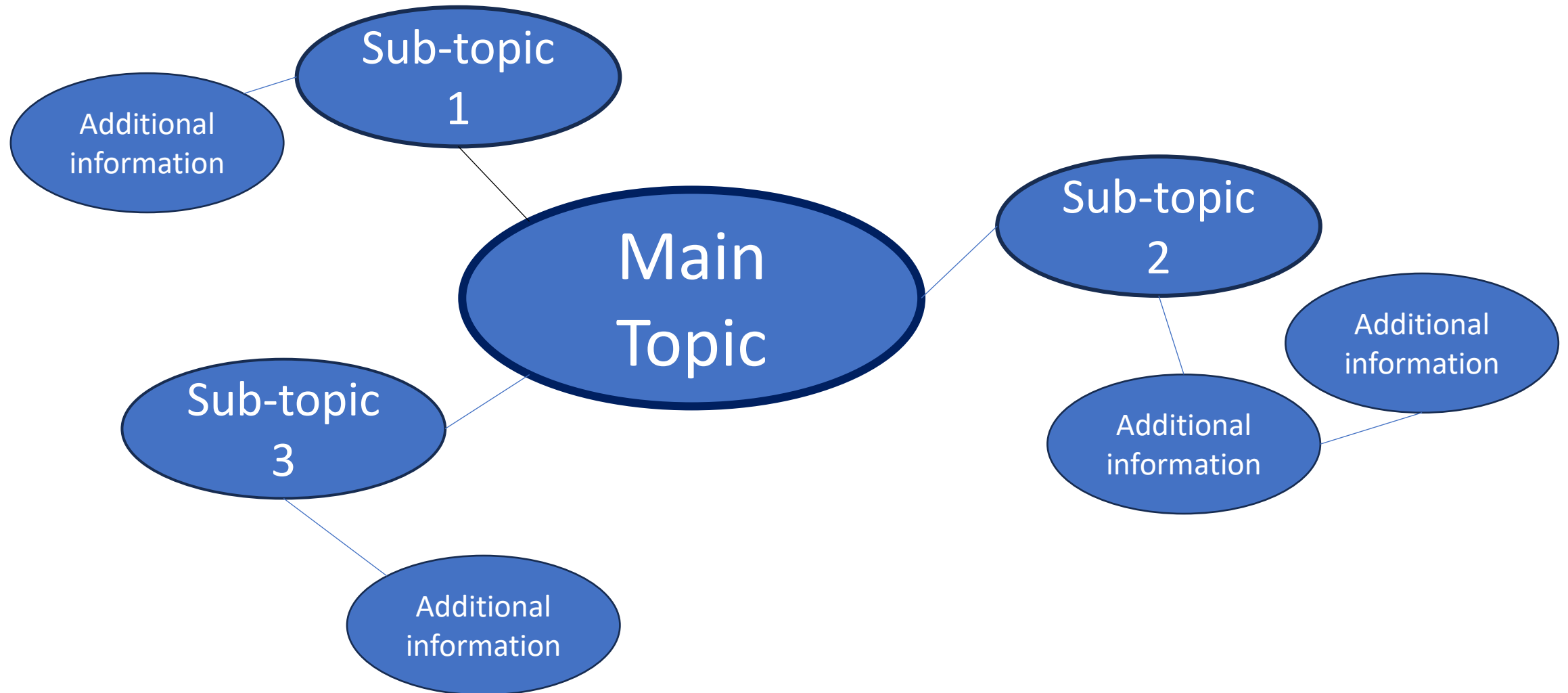


# Mind Map




# Warm-up:

Follow the directions on your warm-up



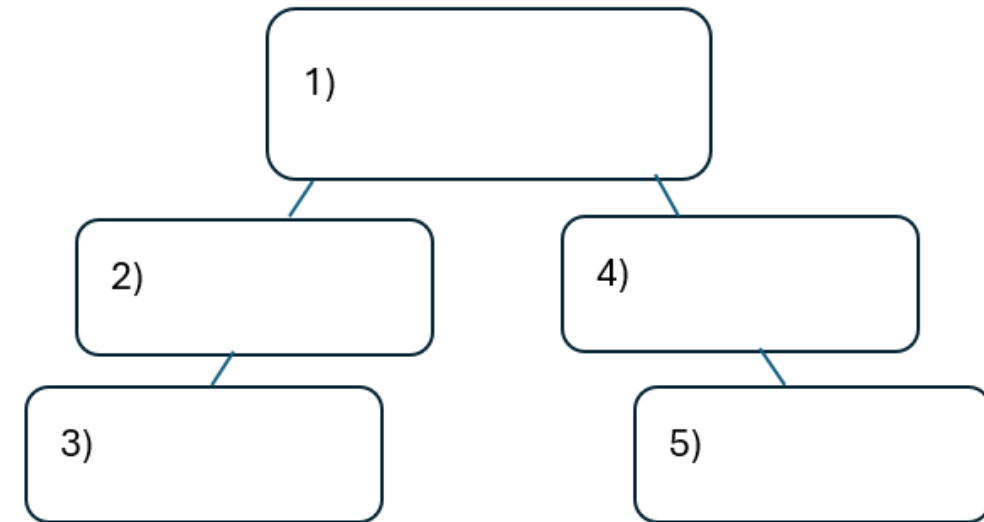
- Use the word bank provided to fill in the small mind map on your warm-up.



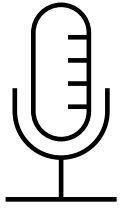
- Place each term where you think it fits best in your mind map.



- Discuss with a partner.



# Share with the class



I think the primary topic in box number **one** is \_\_\_\_\_

I think the subtopic in box number **two** is \_\_\_\_\_, and box number **three** is \_\_\_\_\_



I think the subtopic in box number **four** is \_\_\_\_\_, and box number **five** is \_\_\_\_\_



# Essential Question



How do the key terms and concepts from Unit 8: Civil War connect to each other?

# In today's lesson...

1. We will make connections between key terms and concepts within all of Unit 8: Civil War.
2. I will create a Mind Map using terms and concepts from the class slides presentation.

# Unit Topic & Subtopics

1. Choose the box below that represents the topic of our unit. Write it in the middle of your mind map.
2. The remaining topics are subtopics in the unit. Write them evenly spaced around the main topic.

Civil War

Causes

Events

Union

Confederacy

# Make Connections

1. Connect each item below to the topic on your Mind Map.
2. Some items will connect directly to the main topic. Some will connect to other items from this slide.

Free States

Plantation  
Agriculture

Battle of  
Galveston

Rio Grande  
Trade

Slavery

Battle of Sabine  
Pass

# Make Connections 2

1. Connect each item below to the topic on your Mind Map.
2. Some items will connect directly to the main topic. Some will connect to other items from this slide or previous slides.
3. Some items could be placed in more than one location on your map.

Safe haven for  
refugees

Slave states

Kansas-  
Nebraska Act

Compromise of  
1850

Emancipation  
Proclamation

Northern states



# Make Connections 3

1. Connect each item below to the topic on your Mind Map.
2. Some items will connect directly to the main topic. Some will connect to other items from this slide or previous slides.
3. Some items could be placed in more than one location on your map.

Western states

Battle of  
Palmito Ranch

Southern States

Election of  
1860

Juneteenth

Smaller farms

# Make Connections 4

1. Connect each item below to the topic on your Mind Map.
2. Some items will connect directly to the main topic. Some will connect to other items from this slide or previous slides.
3. Some items could be placed in more than one location on your map.

Business and  
Manufacturing

Cotton

Abraham  
Lincoln

Secession

Plantation  
Agriculture

Freedom for  
enslaved people

# Make Connections 5

1. Connect each item below to the topic on your Mind Map.
2. Some items will connect directly to the main topic. Some will connect to other items from this slide or previous slides.
3. Some items could be placed in more than one location on your map.

Blockade

Increased  
population

Final battle of  
Civil War

Decreased size  
of Texas

Northern  
Republican

Border states


# Create Connections 6

Now take a few minutes to add any information you can think of to your Mind Map.

You can add facts, descriptions, explanations, cultural information, or anything else you can think of.



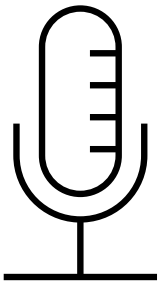
# Exit Ticket



- Complete the sentence summarizing the main idea from our unit.
- Discuss with a partner.



# Share your response



The (1)\_\_\_\_\_ is  
primarily characterized the  
by (2)\_\_\_\_\_