



# *Unit 7:* **Early Statehood**

*Extension Lesson:*  
***The Compromise  
of 1850***

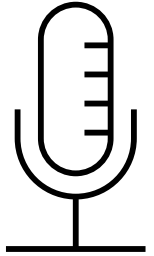
# Warm-up

Follow the directions below to complete your warm-up

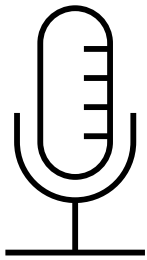


# Share with the class:

One thing I observe about  
this map is \_\_\_\_\_



One way this map might  
relate to slavery is \_\_\_\_\_





# Essential Question

What were the events and issues that caused the United States Congress to make the Compromise of 1850, and what were the terms of the Compromise?

# In Today's Lesson

- We will** examine the events that caused the creation of the Compromise of 1850, identify the terms of the Compromise, and analyze how the terms affected the growing sectionalism in the United States.
- I will** identify the cause-and-effect relationships between significant events, summarize the significance of the events, and make conclusions about the effects of the Compromise of 1850 on the North and South.

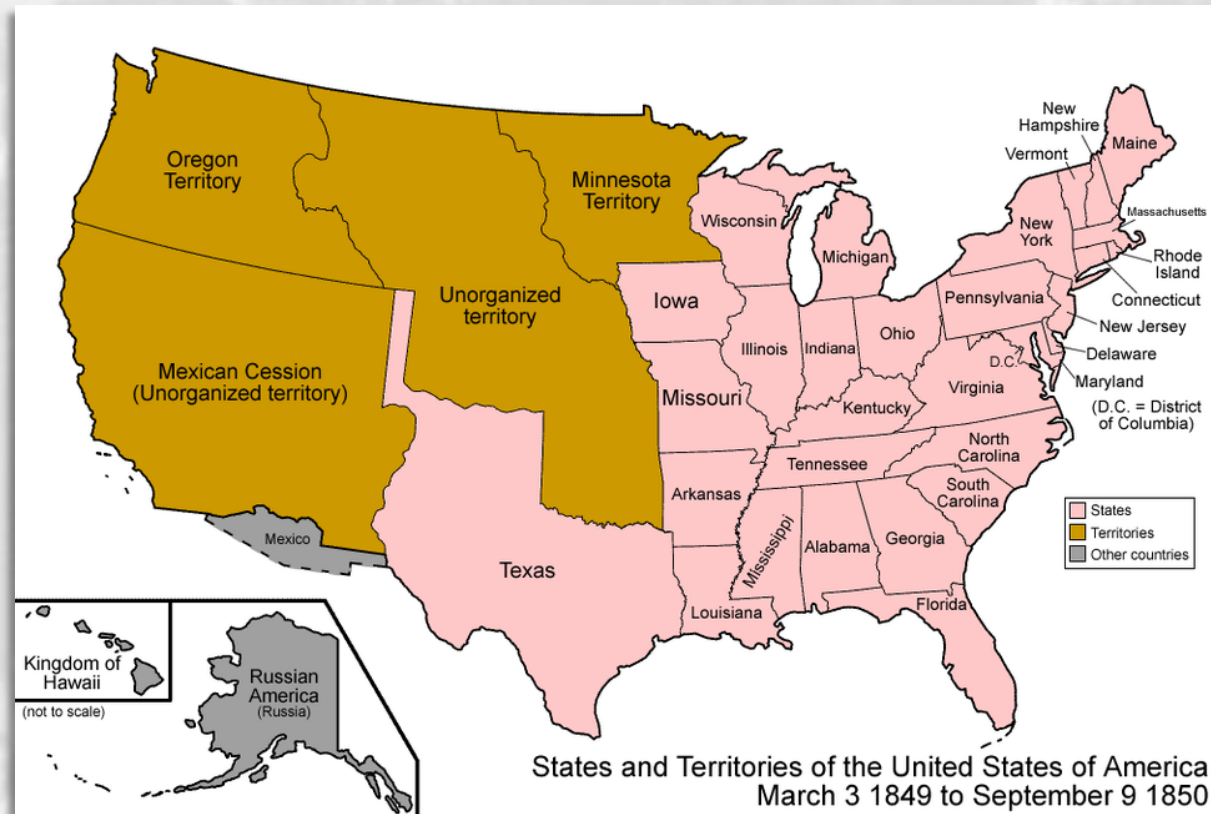


# The Road to the Compromise of 1850

## *The U.S.-Mexico War*



The U.S.-Mexico War  
*The Library of Congress*



Map of the United States & Mexican Cession



# The Road to the Compromise of 1850

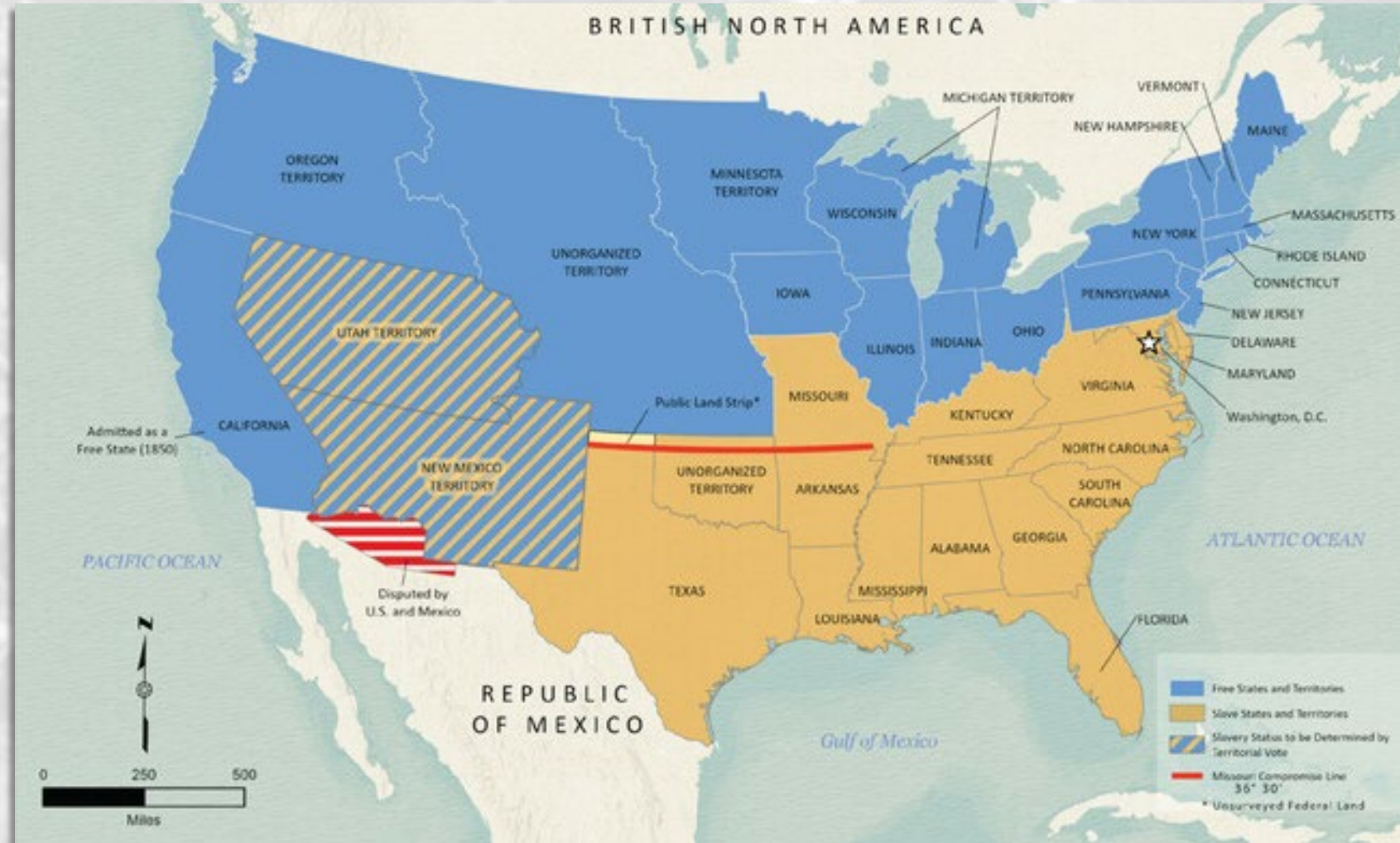
## *The California Gold Rush*



A wagon train of pioneers migrating West during the Gold Rush  
*The Smithsonian Institute*



# The Compromise of 1850



The Political borders of the United States after the Compromise of 1850  
The Texas General Land Office



# Advanced Short Answer Response

*The California Gold Fever.*— ... A correspondent of the Herald at San Francisco says that the whole of that part of California is in the highest state of excitement...the same writer reports that it is the general opinion that the "gold coast" is very extensive, and that it can be worked for thousands of years to come...The whole country from San Francisco to Los Angeles, and from the sea shore to the base of the Sierra Nevada, resounds with the sordid cry of "gold, gold, gold"...

- *The Democratic Telegraph and Texas Register. November 2, 1848, Houston, Texas. The Portal to Texas History*

# ***Exit Ticket***

Follow the directions below to complete your exit ticket



- Read each of the five descriptions of key events from this lesson.



- Write the letter of each description in the correct box under the appropriate event below.



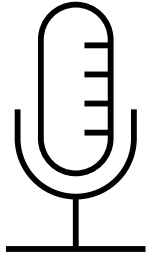
- Share with a classmate.





# Share with the class:

One thing I observe about  
this map is \_\_\_\_\_



One way this map might  
relate to slavery is \_\_\_\_\_

