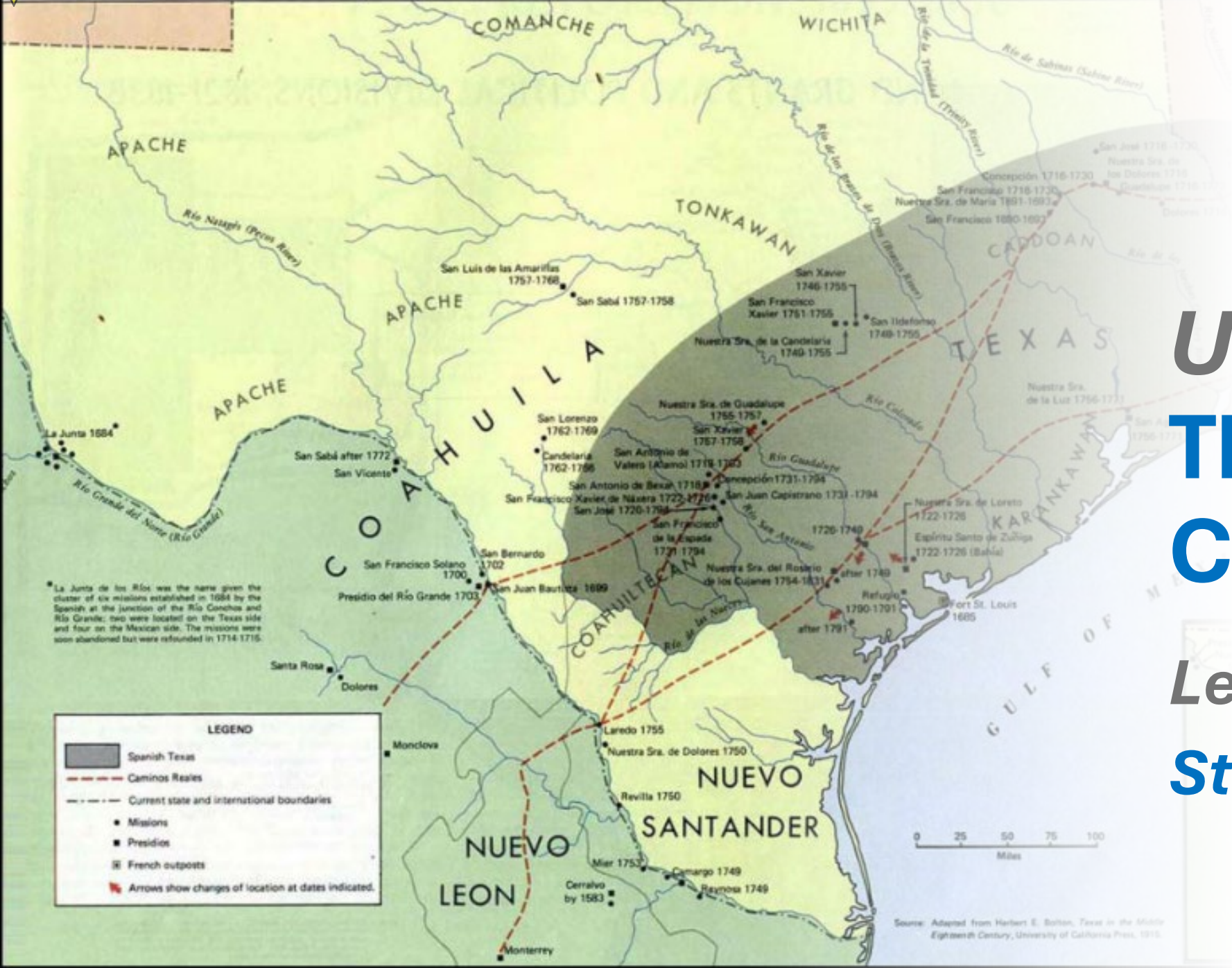


# SPANISH MISSIONS, PRESIDIOS, AND ROADS IN THE 17TH AND 18TH CENTURIES



## Unit 3: The Spanish Colonial Era

### Lesson 13: Study Guide

Texas \_\_\_\_\_  
History \_\_\_\_\_  
for \_\_\_\_\_  
Teachers \_\_\_\_\_

*Study Guide Review*  
**Warm-up**




<https://education.texashistory.unt.edu>

# Warm-up:

Follow the directions to complete your warm-up



- Read the list of social studies topics in the chart.



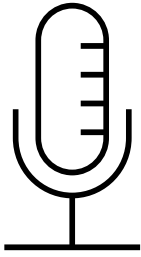
- Circle or highlight any items that you think are likely to be on the unit 3 test.



- Share with a partner.



# Share with the class



One thing that I think is likely to be on the unit 3 test is \_\_\_\_\_

# Essential Question



What significant information do we need to know to be successful on the unit 3 test?



# In today's lesson...



- 1. We will** identify and review significant information for our upcoming test.
- 2. I will** use my previous work and notes to complete my study guide. I will match information, create short answer responses, and answer practice test questions.

# Part I: Key Terms & Definitions

Choose the  
correct term for  
each definition in  
the chart.



# Part II: Matching

Match the event  
on the left with  
its correct effect  
on the right.





# Part III: Practice Test Questions

The practice test questions are based on the types of questions on the 8<sup>th</sup> grade social studies STAAR.

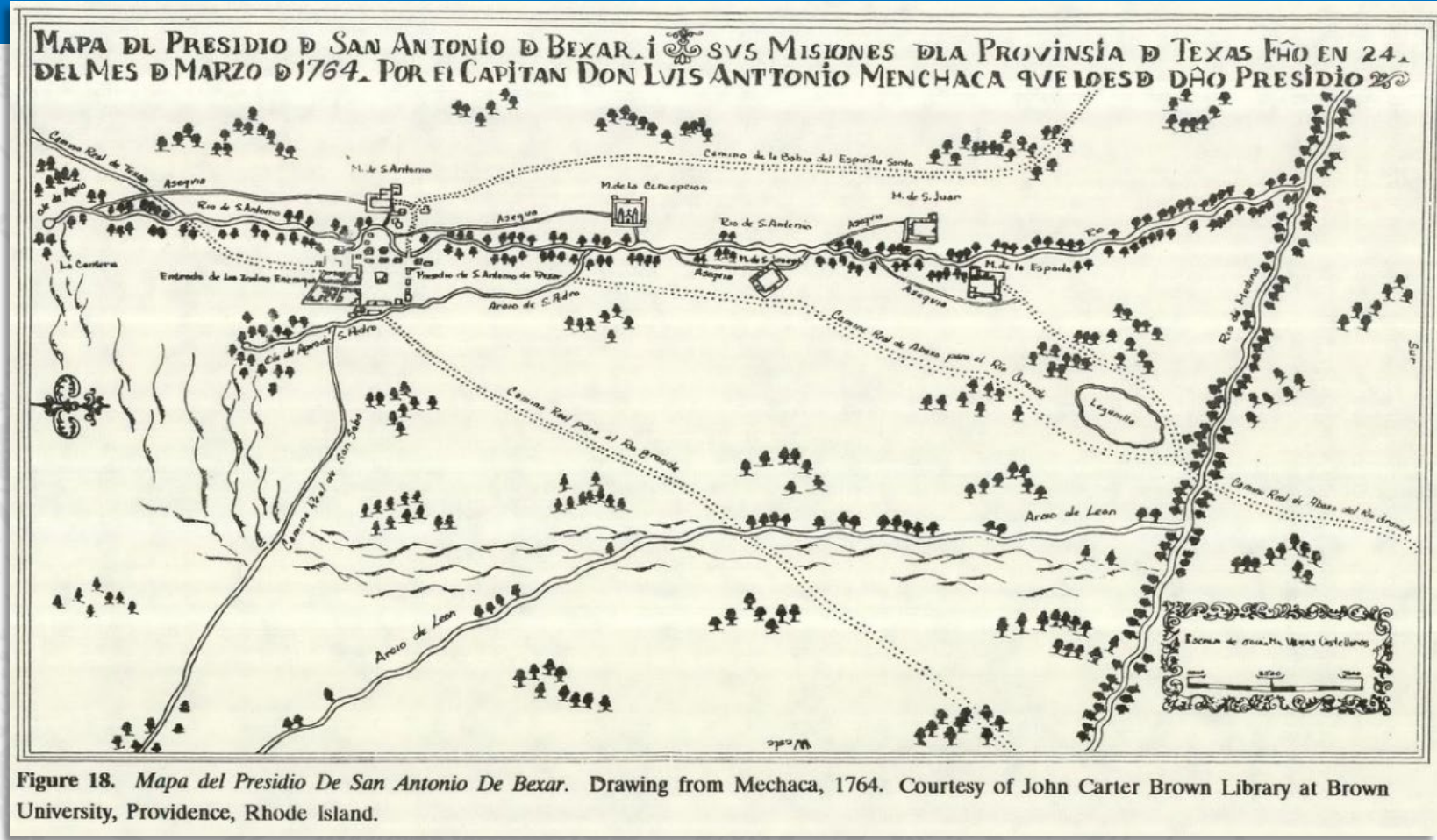


Figure 18. *Mapa del Presidio De San Antonio De Bexar*. Drawing from Mechaca, 1764. Courtesy of John Carter Brown Library at Brown University, Providence, Rhode Island.

Map of Presidio San Antonio de Bexar.  
The Portal to Texas History.

Texas \_\_\_\_\_  
History \_\_\_\_\_  
for \_\_\_\_\_  
Teachers \_\_\_\_\_

*Study Guide Review*  
**Exit Ticket**




# Exit Ticket:

Follow the directions to complete your warm-up



- Assess your knowledge and preparation for the test

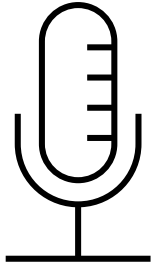


- Respond to the prompts about your knowledge of unit 3 content.



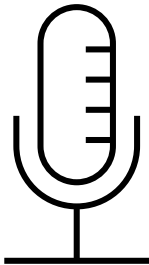
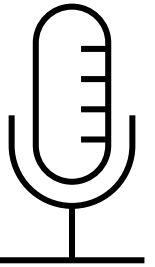
- Share with a partner.

# Share with the class



One thing the study guide helped me remember or understand is: \_\_\_\_\_

One thing I still have a question about is \_\_\_\_\_



One thing I will do to prepare for this test is \_\_\_\_\_