



Unit 5: *The Texas* *Revolution*

EXTENSION LESSON:


THE ALAMO

Warm-up:

Follow the directions to complete your warm-up



- Imagine you are in the Alamo during the siege.



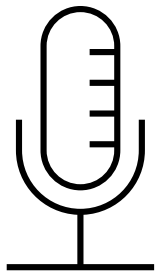
- Complete the prompts in the graphic organizer from the point of view of someone inside the Alamo.



- Share with a partner.



Share with the class



“I’m not sure what day it is, I think it’s March 2, 1836, and I’m here at the Alamo. This experience has been really difficult! I want to write down what has been going on and my thoughts about it all, so here goes: _____”



Essential Questions

What were the key events in chronological order of the Siege and Battle of the Alamo?

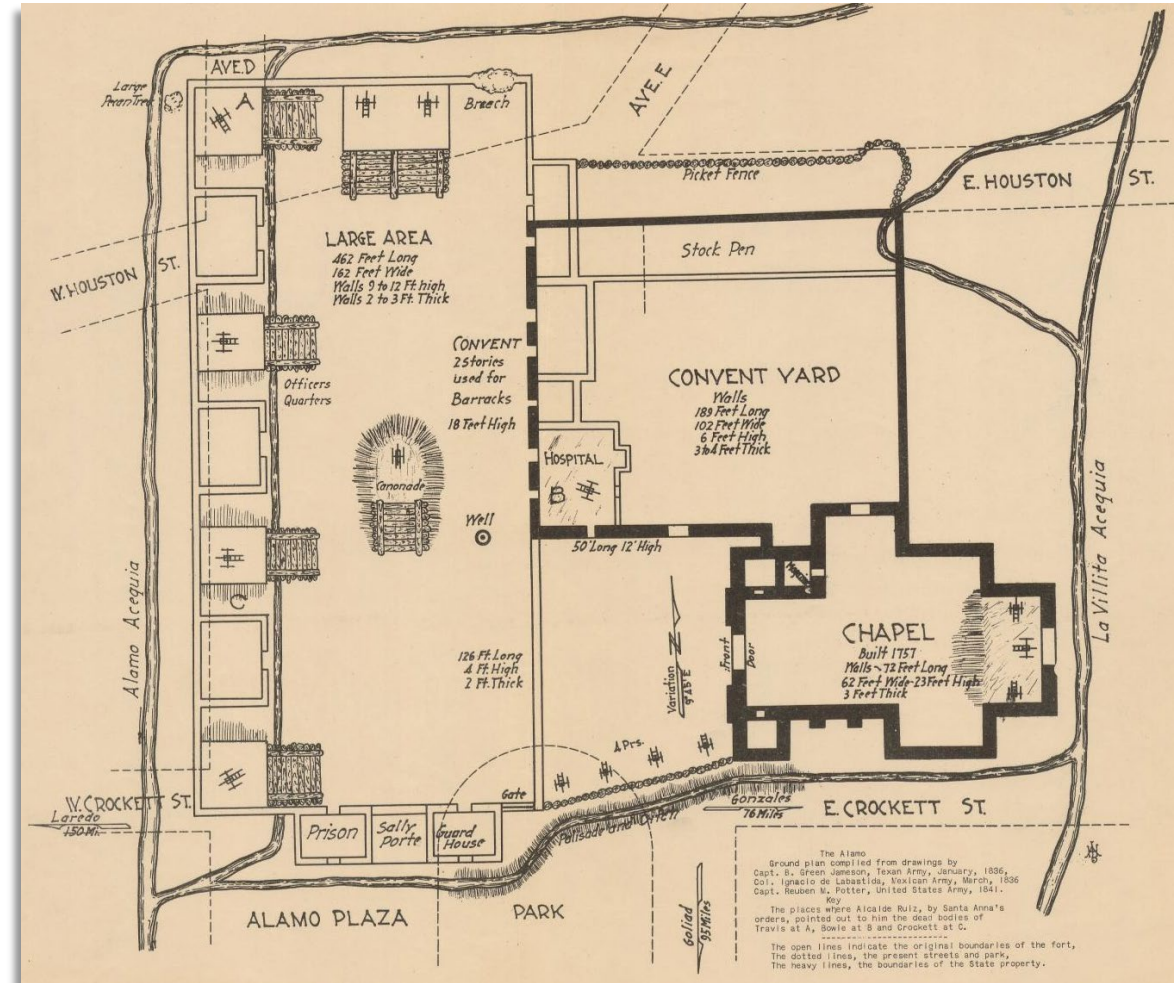
What might the experience have been like for the people inside the Alamo?

In today's lesson...

- 1. We will** examine a timeline of the events of the Siege and Battle of the Alamo from the point of view of the people inside the Alamo.
- 2. I will** identify key locations of the events on a map of the Alamo compound and create a written or visual representation of the chronological events of the Alamo.

Part I: The Timeline of the Alamo

The timeline of the events of the Alamo gives a day-by-day account of what the people inside the Alamo experienced, according to the historical record.

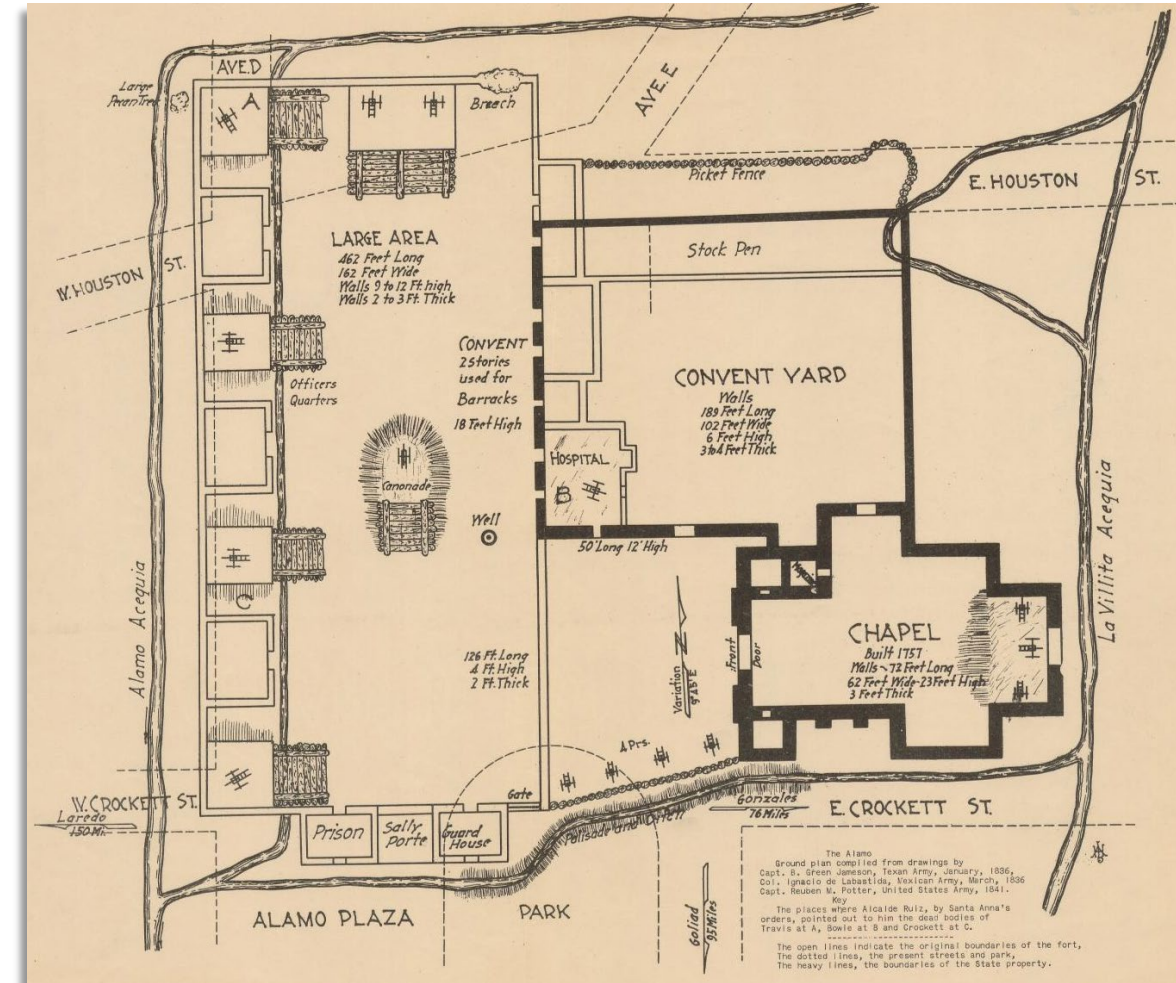


A Map of the Alamo

Star of the Republic Museum, The Portal to Texas History

Part I: The Timeline of the Alamo

Read the directions on
your worksheet under
“Part 1: Map of the
Alamo.”



A Map of the Alamo

Star of the Republic Museum, The Portal to Texas History

<https://education.texashistory.unt.edu>

Part II: The Events of the Alamo


Directions: You will choose ONE activity to demonstrate the events of the Alamo from the perspective of the defenders or civilians inside the Alamo. Use the “Timeline of the Alamo” to guide your work.

Option 1: Create a storyboard

Option 2: Create a collection of journal entries

Option 1: Create a Storyboard

Read the explanation of the Storyboard Activity on the second page of your worksheet.



Option 2: **Create a Collection of Journal Entries**

Read the explanation of the Journal Activity on the second page of your worksheet.

March 1, 1836


We had a mighty surprise late this evening when we thought we were under attack . . . Turns out, it was reinforcements from Gonzales!! Not nearly enough, but it's a start. I have to believe more will come!

Exit Ticket:

Follow the directions to complete your exit ticket



- Read the excerpt of an article about the Alamo from a Texas newspaper in 1836.




- Consider: Is the information mostly fact or opinion? Write your response



- Share with a partner.



Share with the class



The information in the article is primarily fact / opinion.

Evidence from the article that supports my claim is _____